



航空交通統計

Air Traffic Statistics

過往五年國際民航交通概況

Five-Year Civil International Air Traffic

(二零一零年四月至二零一五年三月)(April 2010 — March 2015)



飛機升降次數
Aircraft Movement



乘客*
Passenger



商業貨物
Commercial Cargo

財政年度 Fiscal Year	升降次數 Movement	升跌百分比 % Change	人次 Number	升跌百分比 % Change	公噸 Tonnes	升跌百分比 % Change
2010-2011	316 354	13%	50 298 535	10%	4 167 549	17%
2011-2012	339 133	7%	53 859 537	7%	3 923 295	-6%
2012-2013	355 008	5%	56 425 252	5%	4 039 873	3%
2013-2014	377 478	6%	60 085 950	6%	4 176 970	3%
2014-2015	395 997	5%	64 264 961	7%	4 405 028	5%

* 乘客人次包括轉機，但不包括過境乘客。

* Passengers include transfer, but exclude transit passengers.

過往五年航空交通管理部處理的航班總數

Five-Year Total Flights Handled by the Air Traffic Management Division

(二零一零年四月至二零一五年三月)(April 2010 — March 2015)

財政年度 Fiscal Year	航班總數* Flights Handled*	升跌百分比(比上年) % Change (from last year)
2010-2011	485 153	14%
2011-2012	531 438	10%
2012-2013	563 642	6%
2013-2014	602 392	7%
2014-2015	631 383	5%

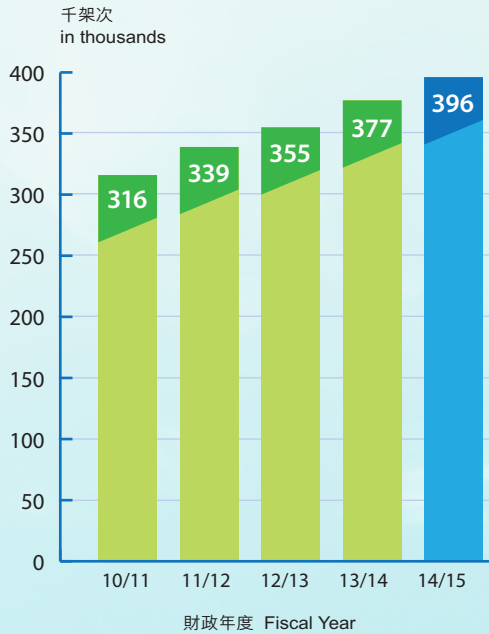
* 「航班總數」乃由香港民航處航空交通管理部每年所處理的班機數目。其中包括：

- (1) 在香港國際機場升降的國際及本地航班；
- (2) 所有飛越香港飛行情報區而不在本港升降的航班；
- (3) 由航空交通管理部處理進出澳門國際機場的航班。

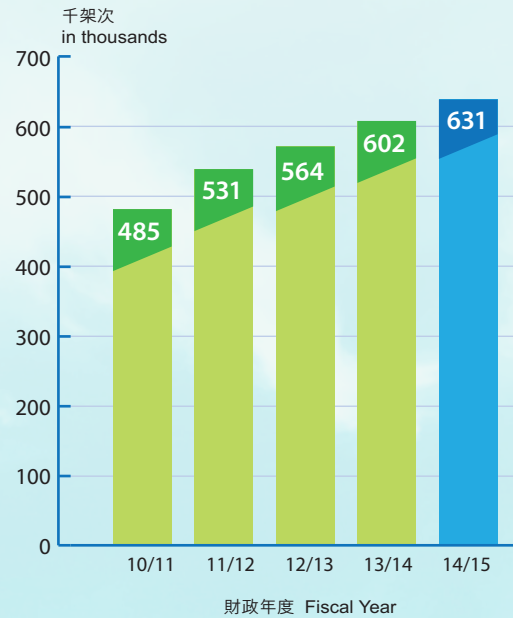
* [Flights Handled] is the total number of aircraft handled by the Air Traffic Management Division of CAD in the year. It includes:

- (1) international and local aircraft movements at the Hong Kong International Airport;
- (2) flights transiting the Hong Kong Flight Information Region not landing Hong Kong;
- (3) flights landing and departing Macao International Airport handled by the Air Traffic Management Division.

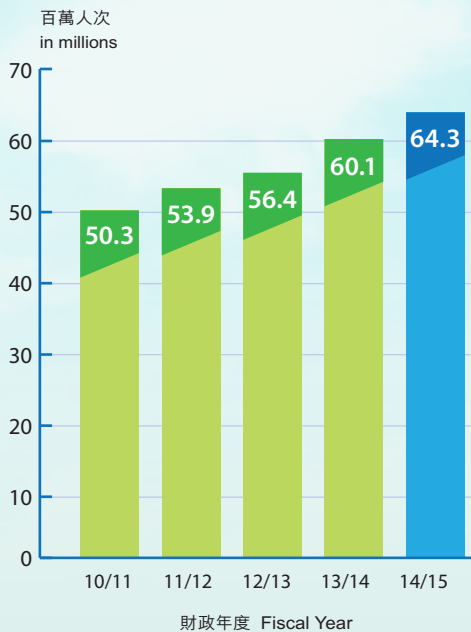
香港國際機場過往五年航機升降次數
Five-Year Aircraft Movement at the
Hong Kong International Airport



過往五年航空交通管理部處理的航班總數
Five-Year Total Flights Handled by the
Air Traffic Management Division



香港國際機場過往五年客運量
Five-Year Passenger Traffic at the
Hong Kong International Airport



香港國際機場過往五年貨運量
Five-Year Cargo Traffic at the
Hong Kong International Airport

