

航空交通統計

AIR TRAFFIC STATISTICS

過往五年國際民航交通概況

Five-Year Civil International Air Traffic

(二零零四年四月至二零零九年三月)(April 2004 – March 2009)

財政年度 Fiscal Year	飛機升降次數 Aircraft Movement		乘客 Passenger		商業貨物 Commercial Cargo	
	升降次數 Movement	升降百分比 % Change	人次 Number	升降百分比 % Change	公噸 Tonnes	升降百分比 % Change
2004-2005	242 421	27%	37 431 980	39%	3 142 751	15%
2005-2006	270 069	11%	40 607 239	9%	3 473 456	11%
2006-2007	282 953	5%	43 864 612	8%	3 575 482	3%
2007-2008	299 617	6%	47 433 535	8%	3 809 177	7%
2008-2009	296 183	-1%	46 328 005	-2%	3 426 614	-10%

過往五年航空交通管理部處理的航班總數

Five-Year Total Flights Handled by the Air Traffic Management Division

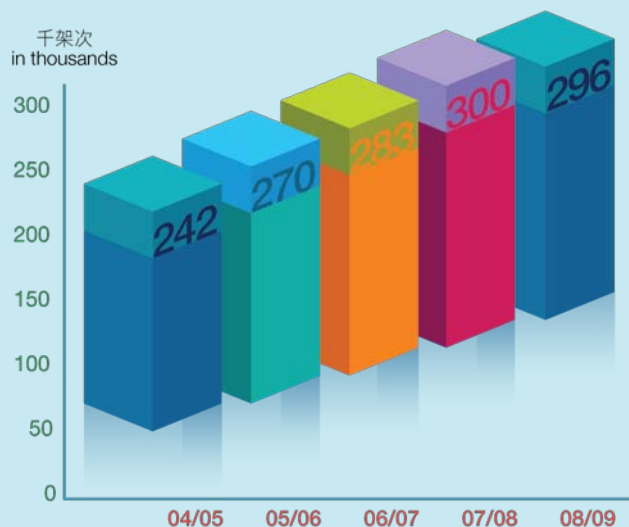
(二零零四年四月至二零零九年三月)(April 2004 – March 2009)

財政年度 Fiscal Year	航班總數* Flights Handled*	升降百分比 % Change
2004-2005	371 452	27%
2005-2006	411 208	11%
2006-2007	437 805	6%
2007-2008	461 693	5%
2008-2009	445 089	-4%

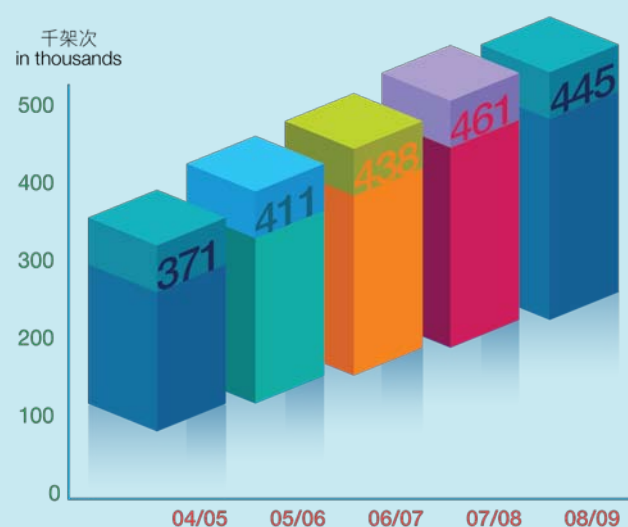
*註釋：「航班總數」包括在香港國際機場升降的國際及本地航班、飛越香港飛行情報區的航班及進出澳門國際機場的航班。以上航班皆由航空交通管理部處理。

Notes: "Flights Handled" include international and local aircraft movements at the Hong Kong International Airport, flights overflying the Hong Kong Flight Information Region and flights flying into and out of the Macau International Airport handled by the Air Traffic Management Division.

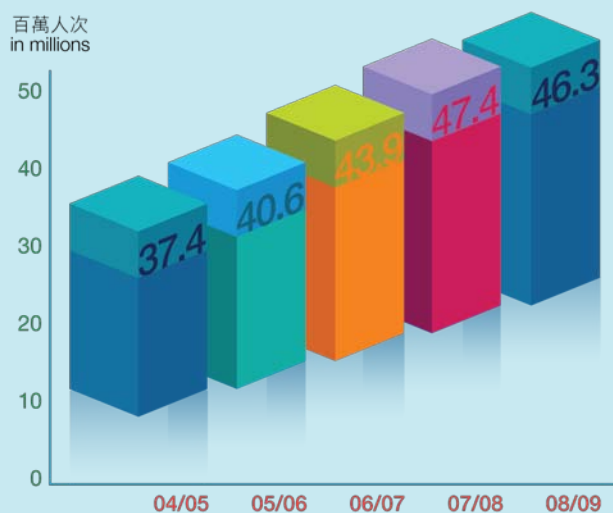
香港國際機場過往五年航機升降次數
Five-Year Aircraft Movement at the Hong Kong International Airport



過往五年航空交通管理部處理的航班總數
Five-Year Total Flights Handled by the Air Traffic Management Division



香港國際機場過往五年客運量
Five-Year Passenger Traffic at the Hong Kong International Airport



香港國際機場過往五年貨運量
Five-Year Cargo Traffic at the Hong Kong International Airport

